

1897 CATALOGUE

*W. M. Fraser Agent Odeessa*

The  
**J. W. Mann Mfg. Co.**

Limited,

**B**rockville, Ont.,  
Canada.

---

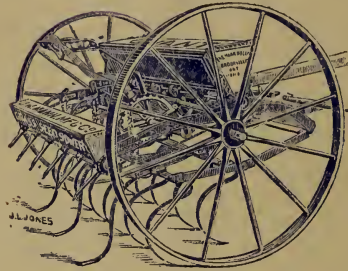
MAKERS AND EXPORTERS OF  
HIGHEST GRADE

Sectional Steel Cultivators,  
Sectional Steel Seeders,  
Disc Pulverizers,  
Diamond Tooth Harrows,  
Flax Seeders, Etc.

---

BY COMMON CONSENT OF THE PEOPLE  
GIANT MACHINES ARE CONCEDED TO BE THE BEST.

LP  
F5012  
1897  
M281



**This Company** has for many years made a Specialty of Seeding and Spring Tooth Machinery. In addition, we manufacture a line of Disc Pulverizers that have no equal. Our machines have been copied but **never equalled** by competitors.

**BEST VALUE FOR THE PRICE PAID.**

Other machines may be offered at less price. Our aim is not to produce merely cheap machines but genuine, good, durable machines, made from the highest grade materials only, thereby giving our customers the best value for the price paid.

**Our Giant Machines** have established a **world wide** reputation and are now being extensively sold by dealers in Great Britain, all European Countries, South Africa, South America, and Australia. To obtain this trade we had to compete against **the world**, and secured it through the **superior merits** of our machines.

REGISTERED TRADE MARKS,

"MANN"

"GIANT"



Probably no farm implements ever placed in the hands of the farmer, have made for themselves the high reputation that is now enjoyed by our **Giant Sectional Cultivator** and **Sectional Seeder**.


We are the pioneers in this class of machines, and for years have been successful in maintaining a line of implements which has kept our machines far in advance of all competitors, and established them as the standard.

The record of our Giant machines is truly remarkable and their sale, both at home and abroad, phenomenal.



## The Famous Giant Sectional Cultivator.

Solid Steel Frame and Harrow Sections.  
Best Oil Tempered Spring Teeth  
Best Tooth Helper.  
One Lever. One Rock Shaft.  
Elastic Pressure with Link Lock Down.  
Oil Tempered Steel Shoes.  
Patented 1892 and and 1894.



**This Cultivator** has yet **no equal** in the market. It will thoroughly cultivate the soil to any required depth. For hard soil all that is required is to apply the pressure and the teeth are forced into the hardest soils. For light soils the pressure can be regulated to suit, or left off altogether, and the machine worked with the weight of harrow sections only.


1205877



# Sectional Steel Cultivator

Working on Uneven and  
Stony Land.

Perfect work  
on any kind of  
land, Works  
over stones  
and into  
furrows.



FLEXIBLE TOOTH SECTIONS.

THE Steel Sections which carry the teeth are hinged to the front of frame, each one independent of the others. As will be seen this admits of the Cultivators conforming to uneven ground, and lets any of the sections drop into any furrows or holes, the pressure following the section as it drops. The pressure is **sufficiently strong** to hold the teeth into the hardest land, while at the same time it is **flexible**, allowing the sections to raise over the ridges and knolls or any obstructions, and thus maintain a **uniform depth of cultivation**. Some of the teeth will at times be working over a ridge while others are working down into a deep furrow, yet each and all doing good work and cultivating a uniform depth.

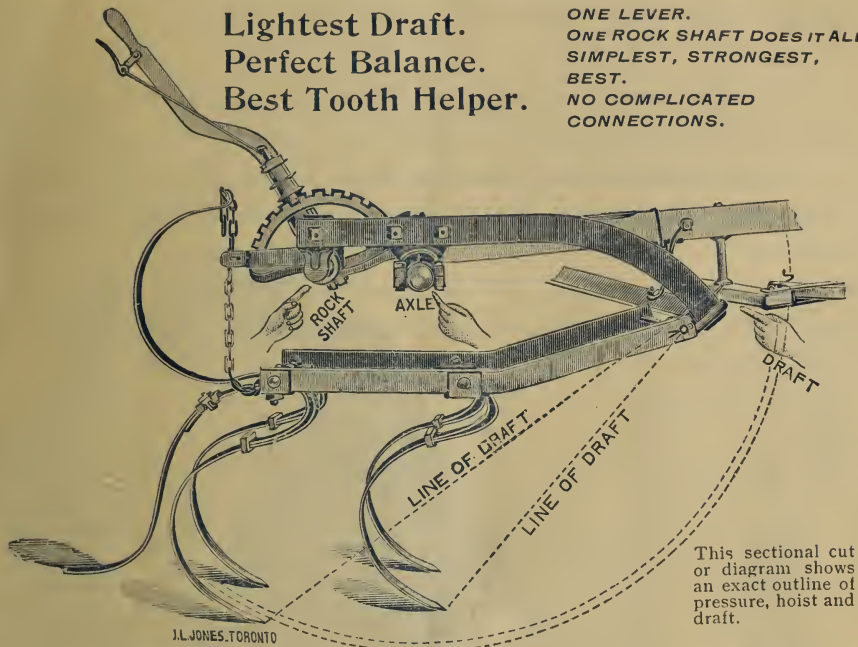
#### OUR PATENT SECTION SHOE.

Each section on the Giant is provided with our patent **Adjustable Shoe**. This shoe is made of the best **Oil Tempered Steel** and is easily and quickly adjusted to admit of the teeth cutting deep or shallow into the soil. By these shoes the depth of cultivating is controlled. The shoes are set to admit the teeth to work any required depth, and prevent their working any deeper, while the pressure at all times holds them to this depth, thus giving a uniformity of thorough cultivation in all the varying conditions of the soil.

In wet seasons this cultivator will do good work, when other styles of cultivators cannot be worked at all.

**Lightest Draft.**  
**Perfect Balance.**  
**Best Tooth Helper.**

*ONE LEVER.  
 ONE ROCK SHAFT DOES IT ALL.  
 SIMPLEST, STRONGEST,  
 BEST.  
 NO COMPLICATED  
 CONNECTIONS.*



This sectional cut or diagram shows an exact outline of pressure, hoist and draft.

**OUR PATENT TOOTH HELPER.** It is apparent at sight that this is the best helper ever applied to a spring tooth. It follows the tooth in all positions, helps it when under heavy strain, and prevents breakage when the tooth rebounds or flies forward after being relieved from heavy strain.

**SIMPLICITY.** The least number of parts used in any machine to obtain any desired result is highly important.

**PRESSURE.** By examining the diagram it will be clearly seen that the pressure is obtained without a **single extra piece** added to the cultivator excepting the pressure springs, 3 in number. The **hoist lever and lift chains with one rock shaft** do it all. Thus we have the strongest and most flexible pressure. No extra rock shaft; **no short or crank levers** worked by intricate connections to keep getting out of order and cause trouble. Compare this with any other cultivator.

**OBSERVE THE LINE OF DRAFT.**

The front row of teeth are **forward of axle**. The points of all the teeth in the Giant are brought as close to the whiffletrees as it is possible to have them in a high-wheeled cultivator, reducing the draft to a minimum,



The hoist and pressure bar is in **rear of axle**. Consider what this means—the balance of machine maintained and **no extra weight on horses' necks** when pressure is used. Compare this with any other cultivator.

Whiffletrees are firmly **attached** below the frame **in line with section draft bars** and connected with axle by a hammer-strap.

The **Lift Chains** are attached to **Rear Tooth Bar**, thus making a **much easier hoist** than if attached to front tooth bar as on other machines.

A Distinct  
Feature  
in the  
"GIANT"  
from any  
other  
Cultivator.



In cultivating, the various conditions of land at times are such that it is of great advantage to use the pressure on only one or two of




THE DRIVER REMOVING PRESSURE FROM ANY SECTION AS MAYBE REQUIRED.

the sections, and maintain it on the others. This is a distinct feature in the Giant and will commend itself at once to the farmer. The driver can **instantly remove the pressure from any section**, without stopping the machine or losing a moment's time. While sitting on the seat he can reach and remove the chain from any one of the pressure springs, thus removing pressure from the section. When pressure is again wanted he simply drops the chain back in pressure spring claw.

Almost any degree of pressure can be obtained by **adjusting the chains in the pressure springs.** Each change of link gives a different weight of pressure. The shorter the chain, or less number of links between chain arm on rock shaft and pressure spring claw, the greater the pressure exerted when lever is put down, and the longer the chain is made between these two points the less the pressure. Thus the **pressure can be adjusted to suit any kind of land** by shifting the chains as well as by the movement of the lever.

**One movement of hoist lever removes the pressure from the teeth and also hoists the sections from the ground.** A **single movement of lever will also lower the sections and put on the pressure.**



‡ Driver Operates the Pressure and Hoist Lever als Easily while Walking Behind the Giant as when Riding on the Seat.

This is another feature of importance which is not found in any other similar machine. Oft-times the driver prefers to walk instead of riding on the machine. It will be seen that the **lever is so placed that it can be operated by the driver while walking** without the least inconvenience or exertion, or stopping the team as is the case with other machines.

**BEST OIL TEMPERED TEETH.** The vital part of a cultivator is **good teeth.** A good spring tooth, although a simple thing in



**BEST OIL TEMPERED TEETH.** The vital part of a cultivator is **good teeth**. A good spring tooth, although a simple thing in appearance when made, must embody many important features that would not present themselves to the inexperienced. It must have the **proper length of steel**; it must not be too long, neither too short. It must have the proper shape to do good work, and have a strong, rigid connection to the steel bull. It must have the **best shaped point** to cut into hard land, and must also be properly shaped to **clean in all** kinds of soil. The teeth must be made to **keep their shape** and at the same time stand the **great strain** to which they are necessarily put.

We manufacture our own teeth, using the **best process** known for this work. We use the best steel that can be procured. The steel is manufactured specially for us by the largest steel works in Sheffield, Eng.

**Every tooth** on the Giant is **thoroughly tested** before leaving our factory, and is guaranteed. The teeth are bolted to place at factory, and are held to place with strong malleable sockets. Each tooth has a **steel spring helper**.

**MOVEABLE TOOTH ATTACHMENT.** By our patent tooth attachment the teeth can readily be moved on the sections to any desired space apart and the machine thus transformed into a scuffer for root crops.


**WHEELS.** The Giant is mounted on two high, broad-tired wheels. An examination will show that the wheels on the Giant are higher than on any competing cultivators, also that they are much heavier, and consequently much stronger. All wheels are made of selected timber, thoroughly dry. We have always taken pride in the excellent wheels which we have always furnished. The driver can ride on the Giant without increasing the work on the horses.

**WHIFFLETREES.** Each Giant Cultivator is furnished with a set of whiffletrees complete, which have a strong connection to the pole and frame.

**NECK YOKE.** Each Giant Cultivator is also furnished with a good neck yoke, plug style of attachment.

**SEEDER ATTACHMENTS.** The Giant is also furnished with or without seeder attachments. Purchasers of a Giant Cultivator can at any time afterwards get seeding attachments when desired. Any cultivator takes the seeding attachments. These attachments are made to fit all machines, and it is only a few minutes' work to put them on.





## Giant Corn Drill Attachment.

The Giant Seeder can be furnished with a Corn Drill Attachment at a small additional cost.

Many farmers have been purchasing drill seeders which are very expensive machines besides being cumbersome and heavy of draft, because they wished to drill in their corn crop. The Giant, with Corn Drill Attachment, makes by far a much better and more serviceable machine.


The Giant equipped with Corn Drill Attachment gives a first-class outfit.

The machine sows the corn in two drills, three feet distance between each row, the wheel tracks being the guide for each succeeding stroke of machine. By removing some of the teeth the machine can be used to cultivate the corn after it is up.

### DIRECTIONS TO CHANGE FROM SEEDER TO CORN DRILL.

Take off the Cultivator Sections. Attach the two Draft Brackets for corn drills to front of Frame on under side to come in line with the second feed run from each end of box. These Brackets are attached by clip bolts. Remove the Grain Tubes and attach the two Rubber Tubes in Tube Holder to conduct the corn into the Drill Hoes. The Hoes can be set to work deep or shallow by adjusting them on Draft Arm; the more they are set under the deeper they will drill. Attach chains of Drill Hoes to lifting brackets on rock shaft. Close the entrance to Feed Cups in bottom of Grain Box, excepting the two which feed to the Drill Hoes. This is done by placing the iron stoppers into the hoppers. When using Corn Drills attach whiffletrees on top of pole with a hammer strap instead of the regular way.

# Giant Sectional Seeder.



The Giant Sectional Seeder is **perfection** in every particular.

As a cultivator it embraces **all the features** of our Giant Cultivator. Not a single feature embodied in the Cultivator is left out in the Giant Seeder.

**PERFECT CULTIVATING.**

**PERFECT SEEDING.**

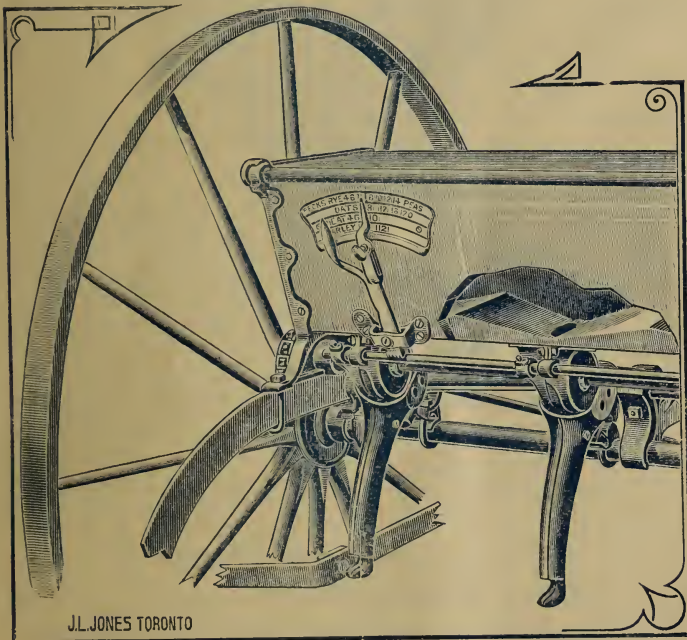
**STRENGTH. DURABILITY.**

**SIMPLICITY THROUGHOUT.**



In the Giant Seeder we offer to the farmer the **best equipped seeder** ever devised. The Giant will sow all kinds of grain, in any desired quantity to the acre.

The Seeder is very simple throughout, is easily operated, and has no complicated parts about it to get out of order, as will be found on other seeders. In addition to the grain box, the Giant has a grass seed sower box, equipped with spouts and scatterers which can be set to sow the grass seed either in front or behind the teeth.



SECTIONAL CUT OF GRAIN BOX.

The Grain Box has holding capacity of over  $2\frac{1}{2}$  bushels oats.

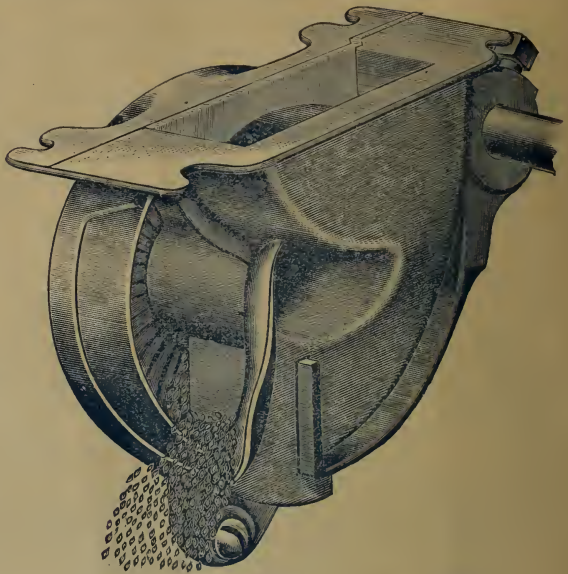
The Grain Box has Hopper shaped bottom. This is an important feature, as it causes the grain to sow out clean, leaving none in the box as is the case with a straight or level bottom box.

The grain box is equipped with six of our improved feed runs or distributors and six grain tubes and scatterers. The **tubes are attached to the steel frame**, not to the grain box, thus obviating any damage to the box should tubes come in contact with any obstacle. This is of importance as the grain box and feed runs are the most delicate parts of any seeder and easily broken or put out of order. On this account the grain spouts should not be attached to any grain box.

**THE GRAIN BOX** is placed on frame **near the axle** thus bringing the **weight** of the box and the grain **on the wheels**. This is an important feature, for on other machines the grain box has to be placed near front of frame, thus throwing additional weight on the pole which causes weight on the horses' necks.



**FEED RUN OR DISTRIBUTOR.** Nothing could be more simple in construction than the Giant Feed Run. While other makers are obliged to use as many as 16 springs in connection with the sowing device, there is **not a single spring** on the Giant Seeder Box.



FEED RUN OR GRAIN DISTRIBUTOR.

For perfect and scientific seeding an even flow of grain from the box is absolutely necessary. The Giant is a **positive and force** feed, will sow from 2 bushels Flax Seed to 6 bushels Oats to the acre ; we know of no other Feed made having this range of capacity.

**THE INDEX is simple and plain** and is placed at right hand end of box as shown in diagram. By setting the pointer on index plate at whatever number of pecks per acre the operator desires to sow of oats, barley, wheat, peas, etc., this quantity will be correctly sown. This is the only feed made that **will not break** corn, peas or other large grain. All grain, whether or not it is uniform in size, is turned out **without breaking or grinding** any of the kernels.

**GEARING.** The driving gear on the Giant is very simple and strong, and is encased in a **sand or mud shield** to protect it. It is so constructed that when the cultivator sections are raised from the ground the **gears are automatically disengaged**, thus stopping the feed runs, and when cultivator sections are lowered the gears are again put in motion and seeding resumed. The gear shifter is so made that when required it can be adjusted to keep the seeder out of gear and the cultivator sections still be raised or lowered at will without affecting the gearing, thus enabling the operator to use the machine as a cultivator while the seeder box is attached. One clip bolt at each end are all the extra parts required for attaching the grain box.

**GRASS SEED SOWER.** The Grass Seed Sower is equipped with force-feed runs and has also a spout or conductor from each discharge to carry the seed near the ground and scatter it. These spouts can be put on to hang to the rear and sow the seed behind all the teeth or they can be put on to point forward and scatter the seed front of last row of teeth. The feed discharges are run by a sprocket wheel and chain from the grain box. When the grain box is put out of gear the grass box also stops sowing.

**WHIFFLETREES AND NECK YOKE.** The Giant Seeder is furnished with a set of whiffletrees and plug neck-yoke. A wrench is also furnished with each machine.

The Giant Cultivator can be furnished rigged for three horses when required. For this the pole is placed to left side, bringing the three horses in front of machine. For placing the pole to side an extra pole support bracket and pole socket are furnished. The support bracket is attached to frame by taking the same bolt that attaches left hand pole brace, the bracket sets on the frame and pole brace on top of bracket. A short or stub pole is placed in centre of machine, a flat iron brace passes from the short to the long pole.

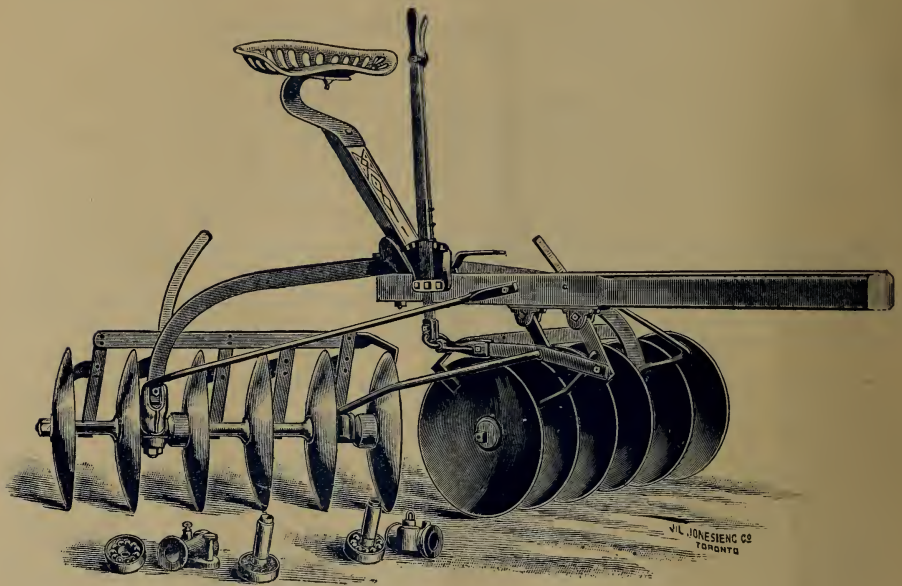


## Our Warranty.

We warrant all Machines to be made of Good Material, and capable of doing good work, when properly operated.

Any breaks that may occur during the first year from defect of material or workmanship, will be replaced FREE OF CHARGE. If on starting the Machine it should in any way prove defective, and not work well, the purchaser shall give prompt notice to the Agent of whom he purchased, who will set it to work properly, or take the machine away and refund any payments of money or notes, if such have been made.

Failure to immediately give notice as above, or continued possession of the Machine, whether it is kept in use or not, shall be deemed conclusive evidence that the Machine fills the warranty. No agent has any authority to add to, abridge, or change this warranty in any manner.



## Giant Rotary Disc Pulverizer.

Greatly Improved for Season of 1897.

Our new Giant Rotary Disc Pulverizer is without exception the simplest and most perfect working Disc Harrow ever put on the market. It is equipped with all the latest improved features to be found in this class of implement.

**STEEL BEAM.** Best Ball Bearings in all the Boxes. Bearings well cased to protect them from sand. Best Rolled Edge Tempered Steel Discs, Adjustable Scrapers and Clogger.

The Giant Disc has the simplest device for angling the gangs.

Pole solid throughout without mortise for lever as in other Harrows. Whiffletrees placed well back on frame, thus obtaining the lightest possible draft.

Lever stands close to driver's right hand, making it handy and easy to operate.


The Harrow is flexible and conforms to uneven ground, the gangs are made to throw in.

We invite intending purchasers to examine this Harrow thoroughly before purchasing any other.





**DIPLOMA AWARDED GIANT DISC HARROW AT INTERNATIONAL EXHIBITION,  
ST. JOHN, N.B., SEPT. 1896.**



**ONE HORSE SEEDER.**

## For Flax, Grain, Grass and Clover Seed.

These machines are well made and finished, having high strong wheels, steel axle, and steel frame, same as our Giant machine.

They are made to sow all kinds of Grain, Grass Seed and Flax.

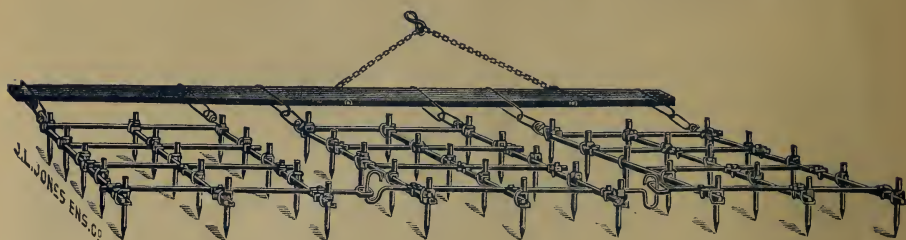
We furnish this machine having either our force feed or agitator brush feed. The force feed machine has grass sower attachment.

The brush or agitator feed is without question the best machine for sowing flax that has ever been made ; in fact it is the only machine made that will give satisfaction in sowing flax. It will also sow all kinds of grain as accurately as can be done with any seeder. No matter how dirty the grain may be the machine will not choke.

The index is simple and reliable, and can be set to sow any desired quantity of grass or clover seed to the acre. This machine does not require an extra box for sowing grass seed.

This machine sows about 9 feet in width and is easily handled by one horse.

# GIANT DIAMOND TOOTH HARROW.



**ALL SOLID STEEL BARS.**

**Three Sections.**

**45 Diamond Steel Teeth.**

**STEEL DRAW CHAINS.**

**All Frame and Tooth Clamps Malleable Iron,  
FIRMLY SECURED WITH STEEL CLIPS**

**No Holes in Frame Bars to Weaken Them.**



Frame is made of  $5/8$  Square Steel Bars, strongly connected at all intersections by Malleable Iron Angle Blocks. Any bar can be quickly removed without disturbing any of the other bars, which is a great advantage over other harrows.

**Teeth are made of  $5/8$  Square Steel  
With Hammered Points.**

Teeth are attached by Malleable Blocks that grip the tooth and bar firmly, making a very solid and strong connection.

Any or all teeth can be quickly reversed, or removed for sharpening and this is done without disturbing the frame bars; this is another great advantage over other harrows.

Sections have a loose or link connection at rear end, and are connected to draw bar by steel links, these links drop into hooks on bulls. The hooks have a gravitating lock which prevents links from working out.

**Weight of Harrow, 185 lbs. Cuts 9 Feet.**

Do not purchase a poor Iron Frame Harrow when you can get a Solid Steel one for about the same price.

This is the Best Diamond or Smoothing Harrow yet put on the market. See it before purchasing any other. For sale by our agents.

**MANUFACTURED BY** The J. W. Mann Mfg. Co., (Ltd.),

**Brockville, Ont.**

## Our Giant Cultivator is Now Being Purchased by Corporations for Tearing Up and Re-making Macadam Roads.

SEE NEXT PAGE.

---

If any farmer thinks he may have land so hard, stony or rough that the Giant Cultivator could not work it, let him read the following :

Brockville, Ont., 7th Sept., 1894.

This is to certify that the Giant Sectional Spring Tooth Cultivator purchased by this Corporation from the J. W. Mann Manufacturing Co. (Ltd.), is a first-class machine for loosening macadam on streets and roads after being spiked by the road roller. A machine of this kind is indispensable in repairing macadam, gravel and earth roads preparatory to their being graded and rolled, and leaves them in such a condition that material on the surface can be readily shoveled into carts if so desired. The Cultivator purchased by this Corporation has been subjected to very severe and rough work, and thus far has not cost anything for repairs. I can highly recommend the machine as a first-class one for street work. It is both speedy and economical.

B. J. SAUNDERS, City Engineer.

---

Brockville, Ont., Feb. 7th, 1895.

The Giant Spring Tooth Pressure Cultivator purchased by the Corporation of Brockville for street work was operated by me during the summers of 1894-'95-'96. I worked the machine on the streets loosening up old macadam road beds, preparing them for levelling and being rolled by steam roller. I can say that the machine did wonderful work in penetrating the old beaten macadam roads, and loosening up the macadam and bringing it to the top. A person could hardly believe that a machine of this description was capable of doing such exceedingly hard and excellent work as this machine has proved itself capable of doing. Although the machine when in operation was constantly subjected to the severest strain, not a single part of it gave out, or broke. It is very light of draft indeed for the work it accomplishes.

THOMAS DEVRAUX.





GIANT CULTIVATOR WORKING ON MACADAM ROAD.

Weight of Team, 2900 lbs. ; Weight of Driver, 248 lbs ; Weight of Cultivator, 480 lbs ;  
Weight of Steam Roller, 16½ tons.

THE J. W. MANN MFG. CO., LIMITED,

Head Office and Factory :

BROCKVILLE, CANADA.

CABLE : GIANT, BROCKVILLE.

---

BRANCH OFFICES :

R. J. LATIMER, 592 St. Paul St., - - MONTREAL, P. Q.

FROST & WOOD, - - - - - ST. JOHN, N. B.

A. HORNE & Co., - - - CHARLOTTETOWN, P. E. I.

HUGH MCINTOSH, 99 Bruce St., LONDON, ONT.,

General Agent for Western Ontario.

Local Agencies Throughout Canada.



EUROPEAN AND COLONIAL OFFICE :

110 SOUTHWARK STREET, LONDON, S. E.

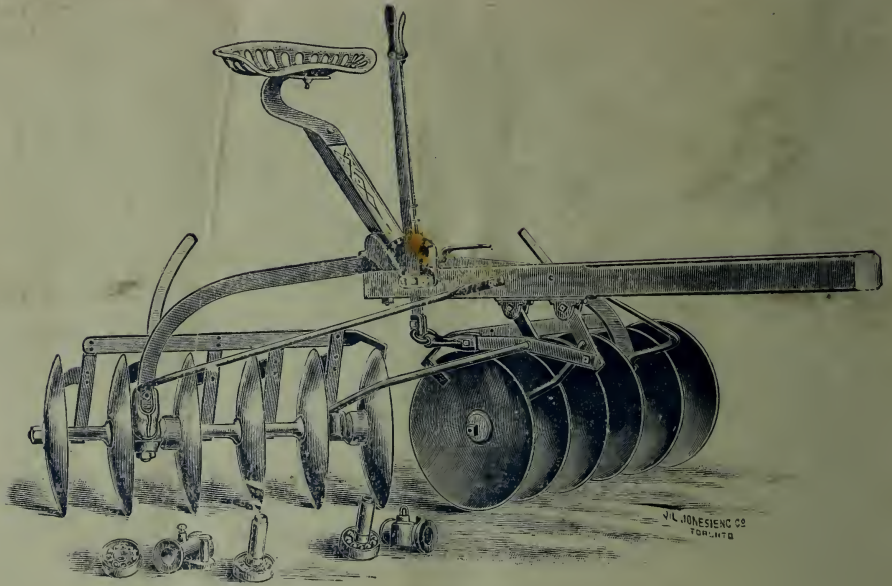
Cable : Lankester, London.

---

Repair Stocks are kept at London, Eng., and all Branch Agencies:

Also with Local Agents.





W. M. Weaver  
Agent  
Odessa

